



KUBE
— 120

DESCRIPTION AND TECHNICAL DETAILS

DESCRIPTION

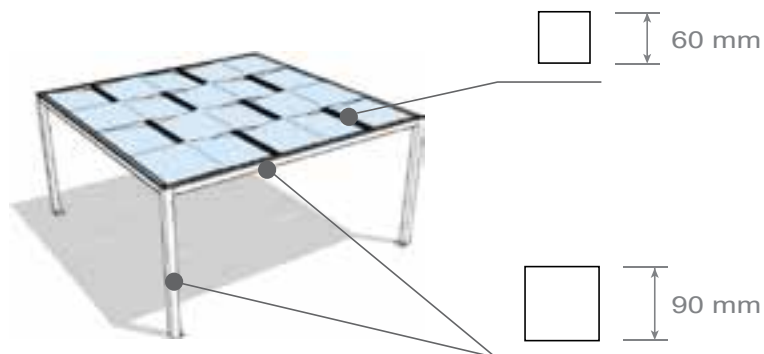
The canopy is created out of interlaced PVC fabric sections which are available in different weaves and colours.



A=B (cm)	H1 (cm)	AREA (m ²)	A (cm)	B (cm)	H1 (cm)	AREA (m ²)	A (cm)	B (cm)	H1 (cm)	AREA (m ²)
300	240	9	400	300	240	12	300	400	240	12
400	240	16	500	300	240	15	300	500	240	15
500	240	25	500	400	240	20	400	500	240	20




The structure is also available with a medium-sized profile. The maximum available span is 400 cm.

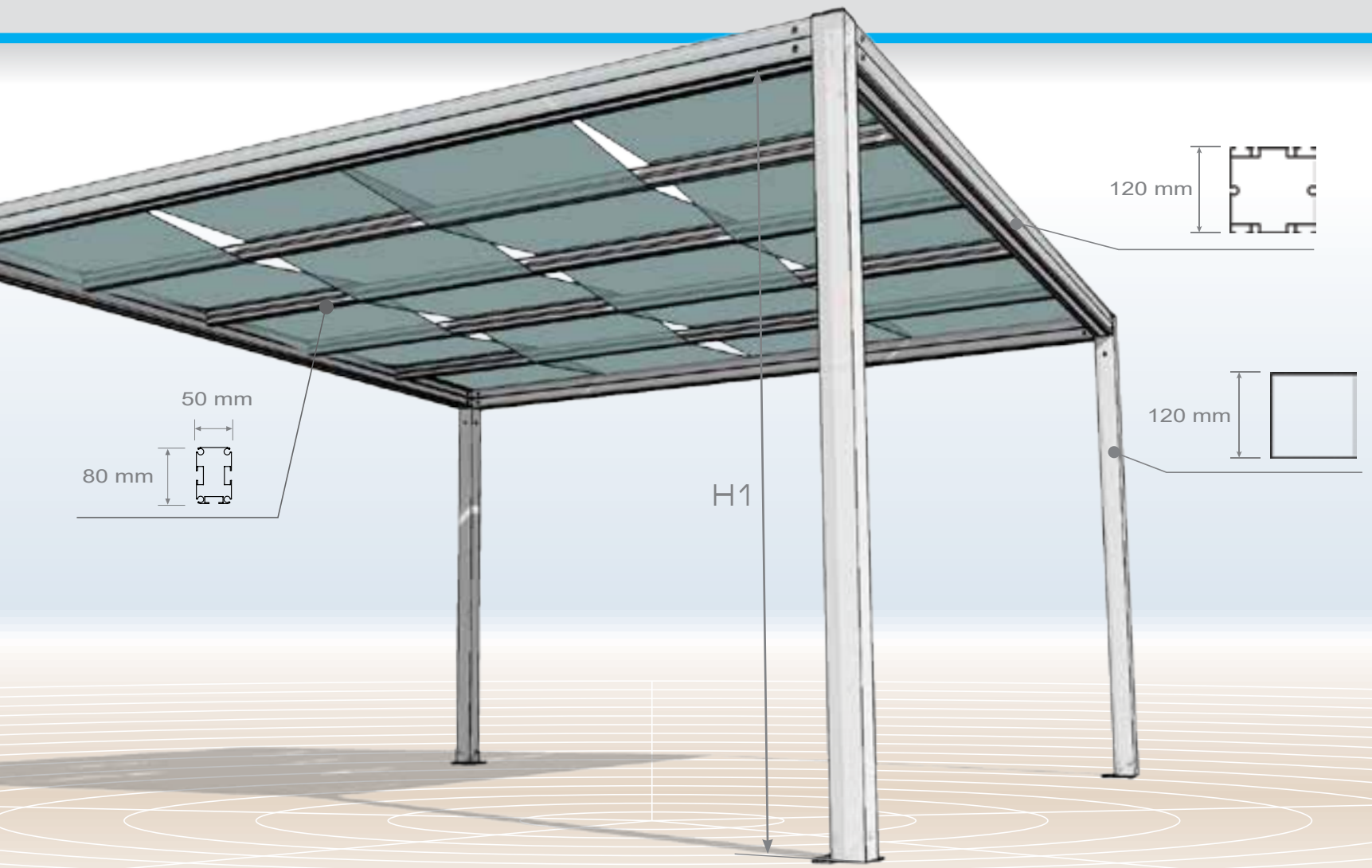


OPTIONS 'ONDA' KIT



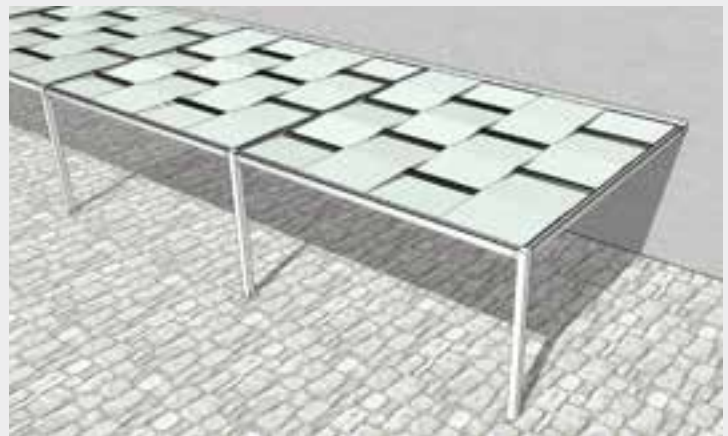
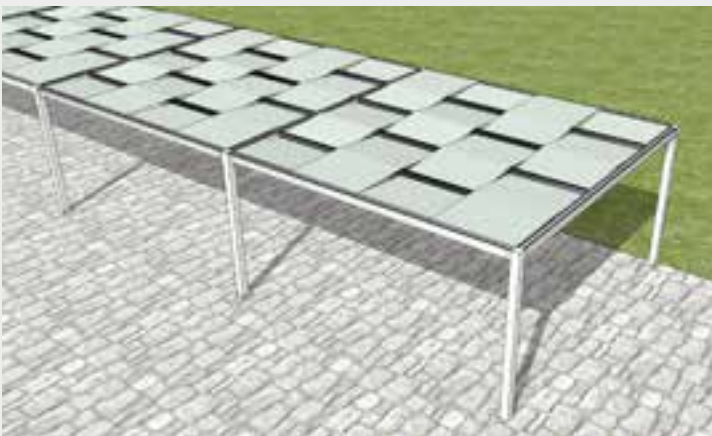
Achieve more comfort by adding the Onda kit to protect your area from the rain. Onda is a retractable cover, which is easily retracted (for further details check out 'Onda').






FURTHER AVAILABLE SHAPES

The structure can be extended by linking more modules together either in the self-supporting version or in the wall-mounted version.



Shading canopies



Options

SOFT PVC SIDE WALLS

WALLS WITH CENTRAL OPENING



Our walls are manufactured out of PVC fabric. At the edges the fabric has a double welded pocket with a vertical profile inside to provide additional strength and reinforcement.



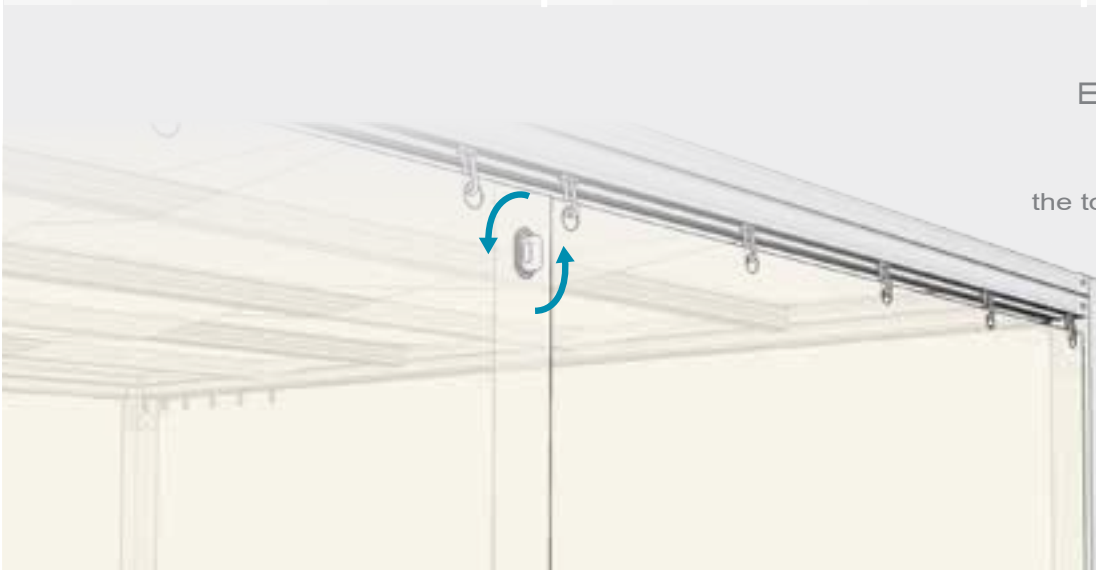
PLAIN WALL



WINDOW WALL



MESH WALL



EASY CLOSING SYSTEM

Close the walls easily and rapidly by simply locating and turning the toggles in the centre to lock in place.

ONE-PIECE WALL SYSTEM



One piece wall systems are available in the same materials and colours as the central opening system. Easy, fast-locking straps located at the side of the wall provide closure.



SHEER CURTAINS

SHEER CURTAINS WITH CENTRAL OPENING



To decorate any location with elegance and design you can install our sheer curtains. Made out of soft sheer Flame-retardant Polyester these curtains are manufactured using anti-mould fabric, which is stain-resistant and has high UV and high temperature resistance.



“VOK” - ROLLER BLIND

“VOK” - ROLLER BLIND



“Vok” roller blind comprises a SOLTIS 96 pvc fabric fastened onto a central roller whose brackets are fastened onto the structure’s eave beam and vertical posts.

The lower edge of the fabric is fastened to an horizontal beam whose edges are tightly guided by means of vertical aluminium reinforcing guides.

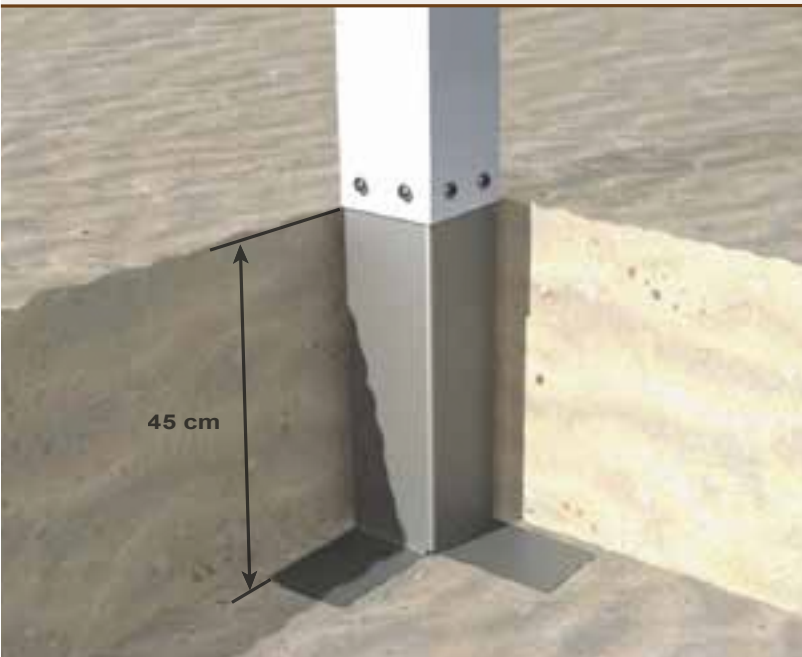
GROUND ANCHORING

STAKES




STAKES FOR TARMAC
LENGTH 50 CM

FEET FOR SANDY GROUND



FEET FOR SANDY GROUND
LENGTH 50 CM

HIDDEN FOOT



Upon request all structures can be equipped with an hidden foot which is discreetly hidden within the upright.



Giulio Barbieri S.r.l.

www.giuliobarbieri.it

Via Ferrara, 41

44028 Poggio Renatico (FE) - Italy

info@giuliobarbieri.it

Tel. (+39) 0532 821511

Fax (+39) 0532 821555

